

CONTROL SIMBOLOGY

INSPECTION MEASURE

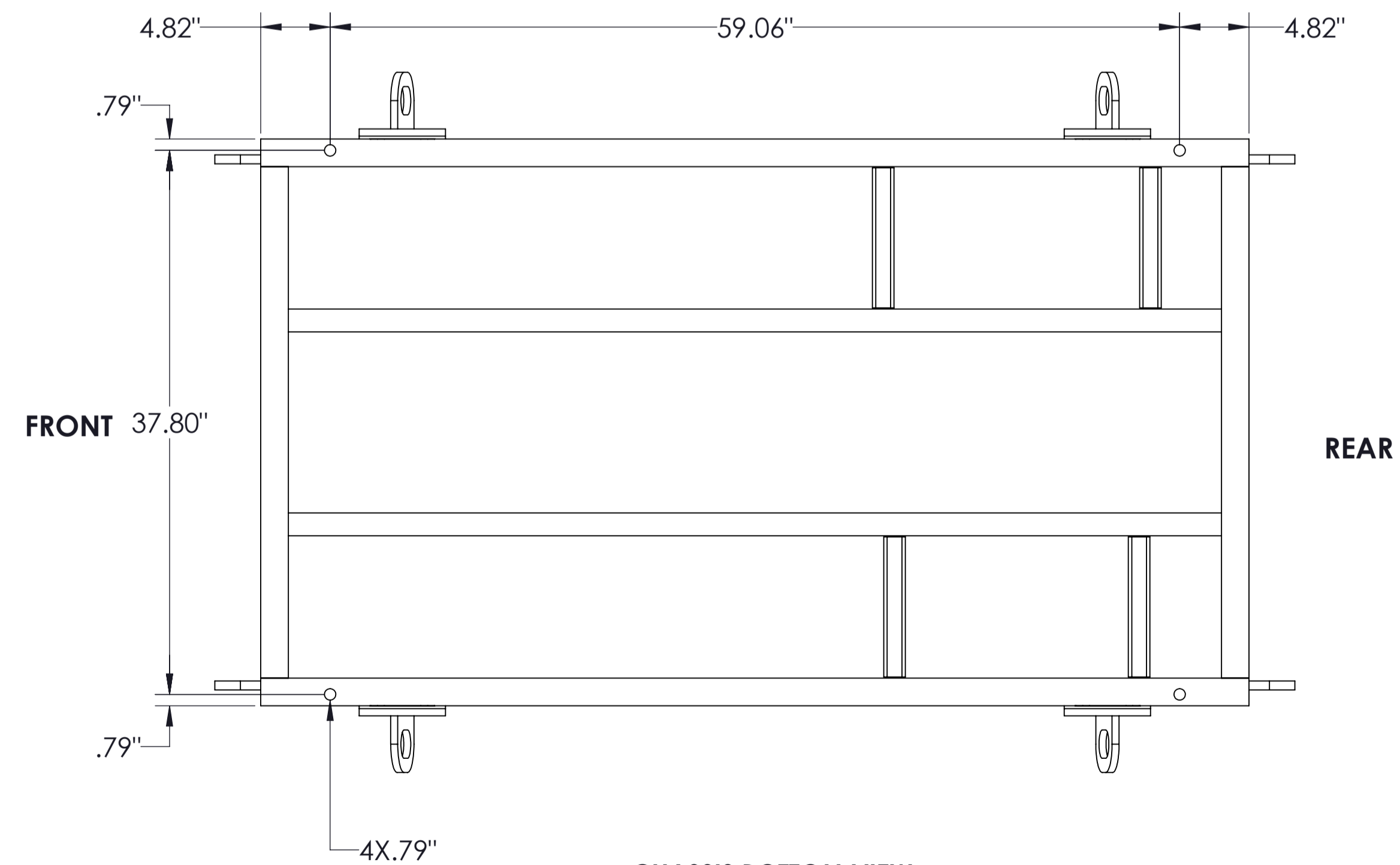
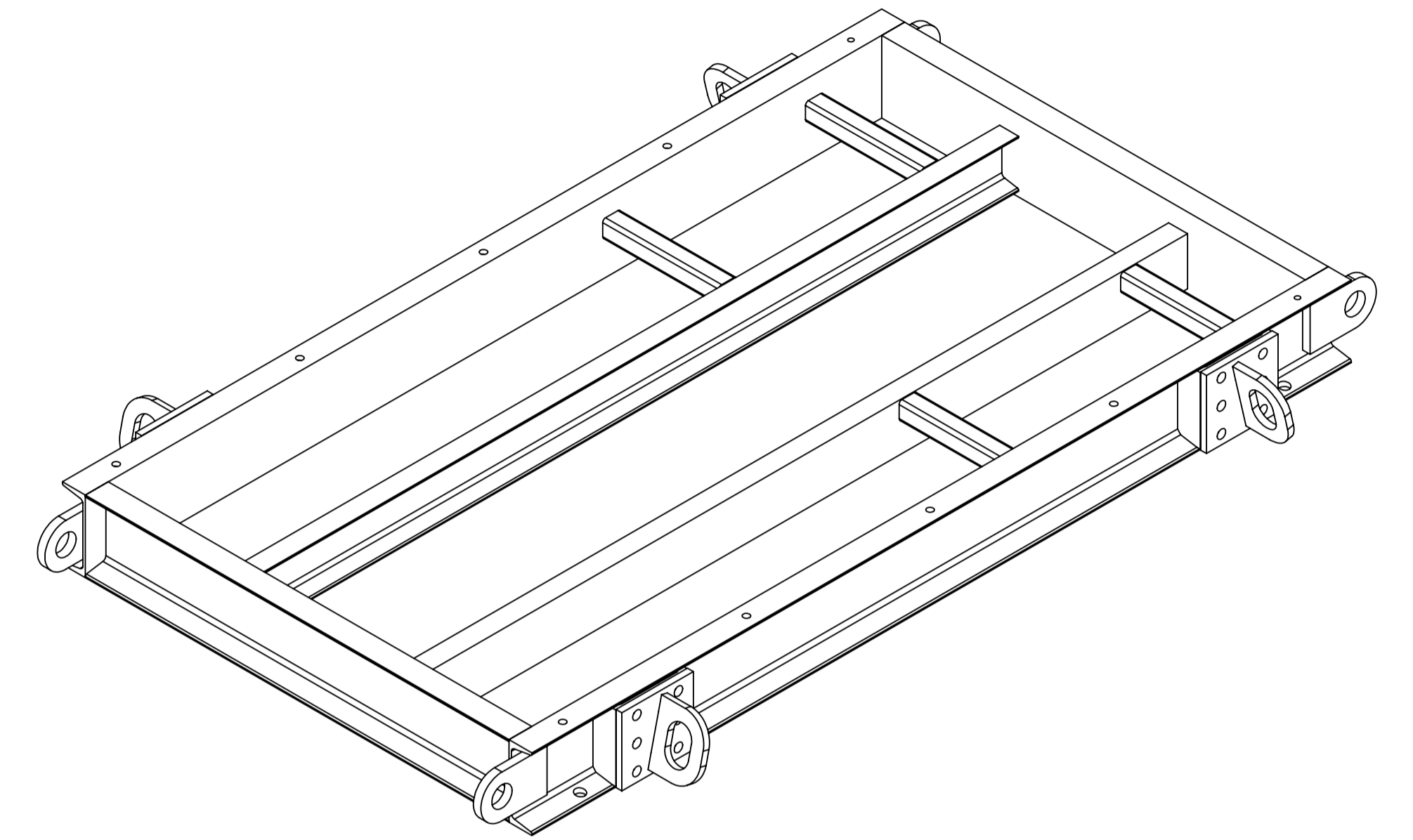
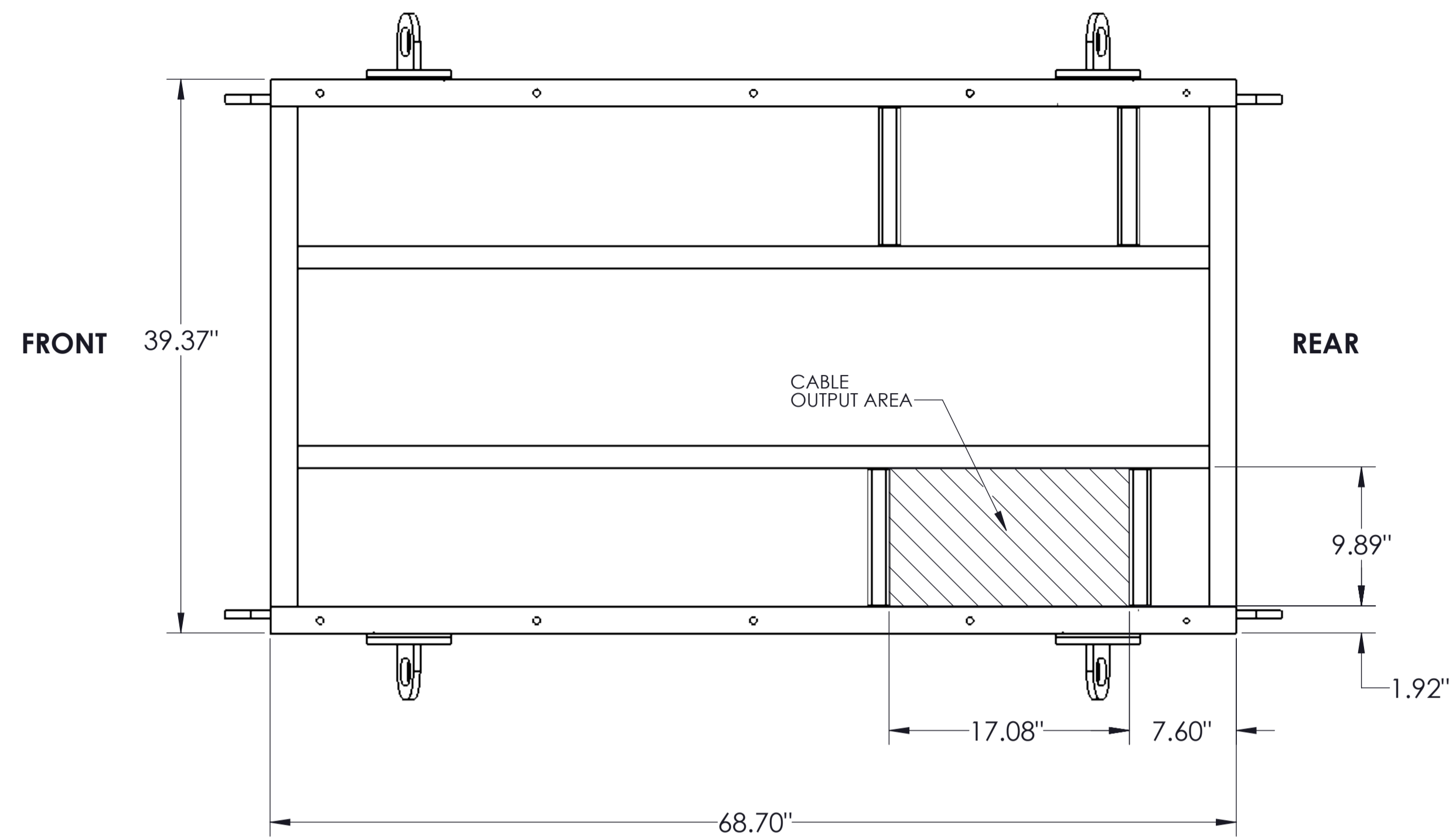
DRAWING REVISION

'C' = CUT 'D' = BEND

TABLA DE TOLERANCIAS ESTANDAR DE NO ESPECIFICARSE

TOLERANCES OF FINISHED PART		GENERAL TOLERANCES	
RANGO	TOLERANCIA	DIAMETROS	ANGULAR
0 mm - 999 mm	± 1 mm	NO ESPECIFICADOS	± 2°
1000mm- 5m	± 2 mm		
5 m-12 m	± 3 mm	ESPECIFICADOS	9.2 ±0.05
12m-100m	±10 mm		

MATERIAL	ITEM	WEIGHT (kg)	FINISH
N/A	N/A		CLEAN SURFACES WITHOUT BURRS



DEPTO.: ENGINEERING	DATE: 07/04/2019	DRAWN BY: ARG	REVIEWED BY: MBG	APPROVED BY: FJPR
ESCALE: N/A ACOT.: mm.	CUSTOMER: UL STD	DRAWING No: BF 20-40KW ABB T4N		
PART NAME: BASE FRAME FROM 20 TO 40KW ELECTRIC GENERATORS				REV.: 01
				SHEET 1 OF 1

IGSA S.A. DE C.V.
 HEAD QUARTERS: PASEO DE LA REFORMA No. 2977, COL. CUAJIMALPA, CP 05000, MEX. D.F.
 FACILITIES: HIGHWAY ANIMOLULCO-OCYOYACAC KM-8, LERMA EDO. DE MEXICO, CP 52740
 ENGINEERING DEPARTMENT: TEL.: 01 (55) 96269350 Ext.: 3018, 3020 & 3025.

INFORMATION CONTAINED IN THIS DOCUMENT IS PROPEERTY OF IGSA COMPANY AND IT IS CLASSIFIED AS CONFIDENTIAL, HENCE IT CANNOT BE REPRODUCED TOTALLY OR PARTIALLY WITHOUT THE PREVIOUS AUTHORIZATION FROM IGSA S.A. DE C.V. MEXICO